

## Windows 10 Survival Guide

When discussing Windows 10, you will get a lot of comments and concerns. Here we will try to sort through the hype and incorrect information that seems to be everywhere in the media over the last few months so you can get a clearer picture of Windows 10.

**Do I have to move to Windows 10?** No. Microsoft is strongly encouraging everyone to upgrade. Microsoft may have been too aggressive about pushing the upgrade, but the answer remains that you do have a choice.

**Can I still use Windows 7 or 8 after July and will it still be supported?** Yes. Windows 7 is supported through January 2020. Windows 8 is supported through January 2023.

**What does “Supported” really mean?** This is where most of the hype and mis-information begins. Microsoft has a policy that has been in effect since 2002 that outlines how they will support their operating systems. This policy states that “Microsoft will offer a minimum of 10 years of support for their Operating System Software Products.” Microsoft divides the 10 years into 2 support types; Mainstream and Extended. Mainstream support means they are still creating updates that contain new features, security updates, bug fixes and generally lasts for the first 5 years, but could be longer. Extended support means that they will provide updates for security patches and limited amounts of bug fixes. Extended support lasts for at least 2-5 years depending on several factors.


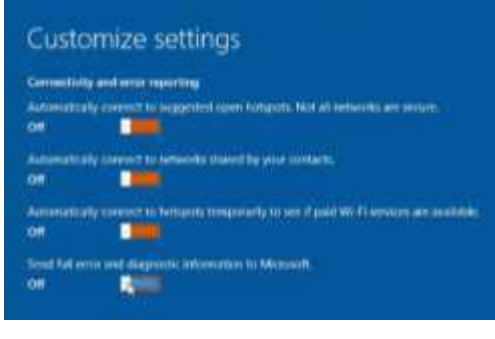
**If I upgrade to Windows 10 will I lose my files or programs?** No. Your files will all be there. Your programs will transfer over if they are compatible. Sometimes a program will get deactivated during the upgrade and you must turn it back on for it to work correctly in Windows 10. This commonly happens with Anti-Virus software.

**Should I upgrade?** Maybe. If you have a computer running Windows 7 or 8, you can upgrade to Windows 10 for free if you do it before July 29, 2016.

In most cases, I would say do the free upgrade if

- You plan on keeping your computer longer than 5 years
- You have a fairly new printer or do not need to print
- You do not have any special software that is not supported in Windows 10

If you are ready to make the change to Windows 10 here are some settings that you should pay attention to during the upgrade. When you log into Windows 10 for the first time, it will present you with a series of screens to setup your preferences. This is where the problems start for most people. You do not want to blindly accept the default settings for most of these items. The following screen shots will help guide you through the process.





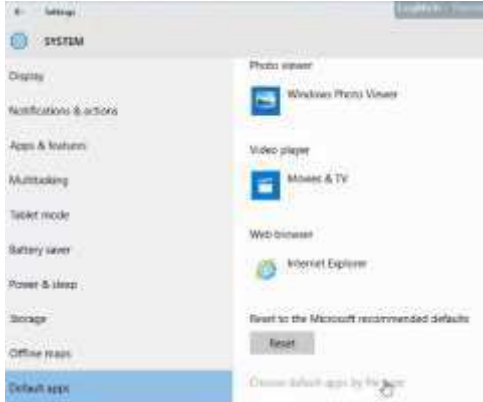

<p>1-Turn off all of the items on this screen</p> 	<p>2-Turn off all of the items on this screen</p> 
---	--

<p>3-Turn off all of the items except the first one</p>	<p>4-Select Not Now on the Meet Cortana screen</p>
<p>5-On the New Apps screen, select Let me choose my default apps.</p>	<p>6-On the choose your default apps screen, uncheck all of the defaults</p>

If you follow these steps, you will have a better experience with Windows 10.

If you already have Windows 10 but would like to check these settings, follow the steps below.

<p>1. Go to the Windows icon at the bottom left corner of your screen. Then go to Settings.</p>	<p>2. Select the Privacy Icon</p>
<p>3. Go to Settings, Privacy, General tab. Turn off everything except for Smart Screen filter</p>	<p>4. Go to Settings, Privacy, Location, Select the Change button</p>

<p>5. Turn Off Location</p> 	<p>6. Go To Settings, Network &amp; Internet, Wifi, then select Advanced options</p> 
<p>7. Turn off Connect to suggested hotspots and connect to networks shared by my contacts</p> 	<p>8. Turn off AutoPlay</p> 
<p>9. Go to Settings, System, default apps</p> 	<p>10. Select your default apps</p> 

If all of this is more than you want to attempt on your own, give us a call. We have helped many customers successfully and securely upgrade to Windows 10.

**We are The Technology Service Provider for Housing Authorities!  
Let Us Start Helping You!**

Contact us using the information at the bottom of this document.